

|| Parallels®

EMEA Partner Forum '20

Parallels Plesk Family

Introducing Parallels Plesk Version 10 – RTM on Oct 5 and GA on Nov 2

Parallels Plesk Panel Family

Parallels Plesk Panel 10 & Small Business Panel

- Solutions
- More Complete

Not only control panels anymore

Solutions

- **To Shared Hosters:** More complete solution for single-server Hosting
 - NEW: Includes Customer & Business Manager 1000 & SiteBuilder 100
 - NEW: Sell “Mobile Websites” as an add-on in Service Plans
 - NEW: Offer Site Isolation with FastCGI, and (with Cloud Linux) Jail Shell
- **To Resellers (through Partners):** Easily sold on a Per Server basis
 - Each server has all the logical server loads to run VAR/Value-added Hosting
- **To VPS/Dedicated Partners:** Optimized control panels (best for PVC)
 - More Choice: Plesk Panel (NEW Power User mode) *or* Small Business Panel
- **From you To:** Resellers/VARs – Easier UI for running a business
- **From you To:** End Users – best solutions per Customer Type
 - Shared Hosting – NEW intuitive, tab-based UI
 - Power Users - NEW full power without Shared Hosting overhead
 - Small Business – gets simpler Solution with available File Sharing

Shared Hosters:

Make More Money with Add-on Sales

Shared Hosters Experience Improvements

Shared Host Experience - Before

The screenshot displays the Parallels Plesk Panel interface. At the top, it shows the user is logged in as an administrator. The main content area is titled "Welcome, Administrator" and features several sections:

- System Statistics:** Hostname (localhost.localdomain), IP address (10.53.129.102), Resellers (0), Clients (0), Domains (0), Disk space (700.6 MB free of 1.0 GB), Memory (204.7 MB free of 512.0 MB), Traffic (0 B), Plek version (9.0.0), Operating system (Linux 2.6.9-003stab048.4), CPU (AuthenticAMD, AMD Athlon(tm) 64 Processor 2600+), and Average load (0.00; 0.00; 0.00).
- Accounts:** Reseller Accounts, Reseller Account Templates, Client Accounts, Client Account Templates, and Billing.
- Server:** Mail Server Settings, DNS Settings, Server Components, Services Management, Database Servers, Backup Manager, Scheduled Tasks, and IP Addresses.
- Log & Statistics:** Action Log, Event Manager, Notifications, and Resource Usage.
- Security:** Session Idle Time, Control Panel Access, and Active Sessions.
- Account:** (Empty section)
- Domains:** Domains, Domain Templates, and Virtual Host Template.
- Applications & Services:** Application Vault, Add Applications from AFS Catalog, Check for Updates, Tools from MyPlesk.Com, ColdFusion Settings, and Sitebuilder Settings.
- Interface:** Control Panel Branding, Custom Buttons, Languages, and Skins.
- Help & Support:** Support, License Management, Help, What's New, and Updates.

The left sidebar contains a "Main Menu" with options: Home, Resellers, Clients, Domains, Applications, Settings, System, Modules, and Master. At the bottom left, it includes "Help & Support" links (Help Desk, Help) and a copyright notice: "© 1999-2008, Parallels. All rights reserved."

Solution: Shared Hoster Experience – Plesk 30/100

The screenshot displays the Parallels Plesk Panel interface. At the top, the logo 'Parallels Plesk Panel' is on the left, and 'Logged in as Admin' with 'Log out' and 'Help' links are on the right. A yellow warning banner at the top center reads: 'Warning: Another user with the same username (admin) is already logged in to the Panel.'

The main content area is divided into two primary sections:

- System Overview:** A table showing system details:

Hostname	plesk10-std.demo.parallels.com
IP address	64.131.90.99
OS	Linux 2.6.18-028stab070.2
Panel version	10.0.0

Resellers	0 total	[add new]	0 overusing
Customers	0 total	[add new]	0 overusing
All subscriptions	2 total		0 overusing
My own subscriptions	2 total	[add new]	0 overusing
Service plans	3 total	[add new]	

[View detailed resource usage](#)
- Server Health:** A list of system components with their status:
 - Services: ✔ Ok: [\[detailed reports\]](#)
 - Disk: ✔ Ok: [\[detailed reports\]](#)
 - Memory: ✔ Ok: [\[detailed reports\]](#)
 - CPU: ✔ Ok: [\[detailed reports\]](#)
 - Network: ✔ Ok: [\[detailed reports\]](#)

The left sidebar contains navigation menus for 'Home', 'Hosting Services' (Customers, Resellers, Domains, Subscriptions, Service Plans), 'Custom Buttons' (Install Help Desk), 'Server Management' (Tools & Utilities, Health Monitoring, Settings, Modules), and 'My Profile' (Profile & Preferences, Change Password). The footer includes the copyright notice '© 1999-2010, Parallels All rights reserved'.

More Complete: Shared Hoster Unlimited License

The screenshot displays the Parallels Plesk Panel interface. At the top, the logo 'Parallels Plesk Panel' is on the left, and 'Logged in as Administrator' with 'Log out' and 'Help' links are on the right. A navigation sidebar on the left lists categories like 'Hosting Services', 'Custom Buttons', 'Business Operations', 'Business Monitoring', 'Business Setup', and 'Server Management'. The main content area is titled 'Home' and features a yellow notification banner at the top. Below the banner are two primary panels: 'System Overview' and 'Server Health'. The 'System Overview' panel lists system details and subscription statistics. The 'Server Health' panel shows the status of various system components.

Parallels Plesk Panel

Logged in as Administrator Log out Help

Parallels
Optimized Computing

Home

To configure integration with Google services, such as AdSense, Google Apps, Webmaster tools, go to [Server Settings > Settings of Google Services for Websites](#).

System Overview

Hostname	plesk10-unix.demo.parallels.com	
IP address	64.131.90.97	
OS	Linux 2.6.18-028stab070.2	
Panel version	10.0.0	

Resellers	0 total [add new]	0 overusing
Customers	1 total [add new]	0 overusing
All subscriptions	3 total	0 overusing
My own subscriptions	1 total [add new]	0 overusing
Service plans	12 total [add new]	

[View detailed resource usage](#)

Server Health

Services	Ok	[detailed reports]
Disk	Ok	[detailed reports]
Memory	Ok	[detailed reports]
CPU	Ok	[detailed reports]
Network	Ok	[detailed reports]

More Complete – Customer & Business Manager

Customer and Business Manager
Logged in as admin [Profile](#) [Logout](#) [Help](#)
 Parallels
Optimized Computing

<< Back to Parallels Plesk Panel

Customers [Search](#)

- Customers
- Finances
- Events
 - Events
 - E-mails
 - To-do Items
 - Debug Log
- Plans
- Reports
- System
 - System Configuration
 - Help & Support
 - Configuration Wizard

© Copyright 1999-2010, Parallels
All rights reserved

Manage Events >

Events

[Bookmarks](#) [Add Bookmark](#)

Events are scheduled tasks that the system runs in sequence. These tasks comprise domain names registration and renewal, hosting subscriptions provisioning, accounts suspension and activation, generation of invoices, and processing of credit cards.

Events are automatically created in the event queue. The system periodically checks up this queue and runs scheduled events. You can configure the queue to include or exclude certain events. For example, you can turn off invoices generation and do it manually to gain control over the invoicing routine.

When the system runs an event, it extracts the description of a task to perform from the MBAPI packet bound to the event. You can view or edit the packet to update the task properties. Additionally, if you encounter an error on an event run, you are able to view the response packet to diagnose the error reason. The system also provides means to re-run an event or set it ready to run upon the next queue checkup. These operations are available from the menu that opens when clicking the arrow icon next to event ID.

[Display/Hide Additional Data](#) Results Sorted By System Queue Date To Run

ID	Module Name	Event Type	Created	Next Run Time	Last Run Started At	Last Run Finished At	Status
4		ProcessUnsuspensions	Thursday, September 23, 2010 1:40:03 AM GMT-05:00	Thursday, September 23, 2010 1:57:00 AM GMT-05:00	--	--	New
12		ProcessSubscriptionsSync	Thursday, September 23, 2010 12:10:02 AM GMT-05:00	Thursday, September 23, 2010 4:08:00 AM GMT-05:00	--	--	New
13		ProcessCustomersSync	Thursday, September 23, 2010 12:10:02 AM GMT-05:00	Thursday, September 23, 2010 4:08:00 AM GMT-05:00	--	--	New
1		ProcessInvoices	Wednesday, September 22, 2010 4:10:03 PM GMT-05:00	Thursday, September 23, 2010 2:57:00 PM GMT-05:00	--	--	New
2		ProcessPaymentQueue	Wednesday, September 22, 2010 4:10:03 PM GMT-05:00	Thursday, September 23, 2010 2:57:00 PM GMT-05:00	--	--	New
3		ProcessSuspensions	Wednesday, September 22, 2010 4:10:03 PM GMT-05:00	Thursday, September 23, 2010 2:57:00 PM GMT-05:00	--	--	New
5		ProcessUsage	Wednesday, September 22, 2010 4:10:05 PM GMT-05:00	Thursday, September 23, 2010 2:57:00 PM GMT-05:00	--	--	New
6		ProcessCancellation	Wednesday, September 22, 2010 4:10:05 PM GMT-05:00	Thursday, September 23, 2010 2:57:00 PM GMT-05:00	--	--	New
9		ProcessPanelPackageSync	Wednesday, September 22, 2010 4:10:06 PM GMT-05:00	Thursday, September 23, 2010 2:57:00 PM GMT-05:00	--	--	New
11		ProcessBatchFiles	Wednesday, September 22, 2010 4:10:06 PM GMT-05:00	Thursday, September 23, 2010 2:57:00 PM GMT-05:00	--	--	New
7		ProcessExpiredCreditCards	Wednesday, September 22, 2010 4:10:05 PM GMT-05:00	Friday, September 24, 2010 2:57:00 PM GMT-05:00	--	--	New
8		ProcessDomainSynchronization	Wednesday, September 22, 2010 4:10:05 PM GMT-05:00	Friday, September 24, 2010 2:57:00 PM GMT-05:00	--	--	New
14		ProcessActionLog	Wednesday, September 22, 2010 4:10:05 PM GMT-05:00	Wednesday, December 22, 2010 4:10:05 PM GMT-05:00	--	--	New

More Complete – Customer & Business Manager

The screenshot displays the Parallels Customer and Business Manager interface. The top navigation bar includes the Parallels logo, user information (Logged in as admin), and links for Profile, Logout, and Help. The main content area is titled 'Plans' and features a search bar, a 'Tools' section with an 'Add New Plan' button, and a table of existing plans. The table has columns for Plan ID, Name, Type, Active subscriptions, Status, and Available Operations. Five plans are listed: Domains, Bronze Hosting, Silver Hosting, Gold Hosting, and Service. Each plan has a 'Remove' link in the Available Operations column. The interface also includes a sidebar with navigation options like Customers, Finances, Events, Plans, Online Stores, Coupons, and Reports, and a footer with copyright information.

Customer and Business Manager

Logged in as admin Profile Logout Help Parallels Optimized Computing

<< Back to Parallels Plesk Panel

Home >

Plans

Bookmarks Add Bookmark

Tools

Add New Plan

Plans

Plan ID Name Type Status Search Reset Search

5 items total Number of entries per page: 10 25 100 1000

Plan ID	Name	Type	Active subscriptions	Status	Available Operations
1	Domains	None	Domain Name Registration Plan	Active	Remove
2	Bronze Hosting	None	Hosting Plan	Active	Remove
3	Silver Hosting	None	Hosting Plan	Active	Remove
4	Gold Hosting	None	Hosting Plan	Active	Remove
5	Service	None	Non-Hosting Plan	Active	Remove

5 items total Number of entries per page: 10 25 100 1000

© Copyright 1999-2010, Parallels All rights reserved

Why Shared Hosters will love Parallels Plesk 10

- Optimized Security, Performance, and Density
 - **Site Isolation with FastCGI**; Cloud Linux support
 - PCI Compliant Panel and Billing system
- Modern Hosting Model for best Future Growth Path to PA:
 - NEW Subscriptions with Multi-Domain Allocations – starts path toward PA
 - NEW Service Plans for future rich services (e.g., Hosted Exchange, etc)
- Multiple Add-ons to the Sale increases ARPU
 - **SiteBuilding and Mobile Websites**
 - Plus...Provider Storefront
 - Plus...Domains & Certs
- Cost & Churn Reduction
 - **Integrated Customer & Business Manager** (1000 accounts free)
 - Great End Customer experience & Applications lower Churn

Shared Hosting End Customers: Less Churn, Less Support

End Customer Experience Improvements

Before Plesk 10, Customers got same Experience...

The screenshot displays the Parallels Plesk Panel interface for a domain named **client-domain.net**. The interface is organized into several sections:

- Header:** Includes the Parallels Plesk Panel logo, login information (Logged in as client-domain.net), and navigation links (My account, Log out, Discover Parallels, Virtualize Containers).
- Left Sidebar:** Contains a Main Menu with links for Home, Mail, Applications, and Settings, along with Help & Support, Help Desk, and Help links.
- Dashboard:** Shows a welcome message and three summary cards: Domain (client-domain.net), IP address (10.53.1.29.102), Disk space (9.8 GB free of 9.8 GB), and Traffic (97.7 GB free of 97.7 GB).
- Mail Section:** Includes Mail Accounts, Create Mail Account, Create Redirect, Create Autoresponder, Mailing Lists, Virus Protection, Spam Filtering, and Open Webmail.
- Files Section:** Includes File Manager, Anonymous FTP, SSH Terminal, Password Protected Directories, and Backup Manager.
- Statistics Section:** Includes Web Statistics, Resource Usage, Traffic Usage, and Log Manager.
- Domain Administration Section:** Includes Domain Administrator Access, Personal Data, Change Password, and Interface Preferences.
- Web Site Section:** Includes Edit in Sitebuilder, Web Hosting Settings, Subdomains, Domain Aliases, Frontpage Webadmin, Frontpage SSL Webadmin, Web Users, and Site Preview.
- Applications & Services Section:** Includes Web Applications, Tools from MyPlesk.Com, Databases, Java Applications, and Register Domain.
- Additional Tools Section:** Includes Scheduled Tasks, SSL Certificates, Active Sessions, Bandwidth Limiting, and Custom Buttons.

Solution: Customers get Optimized Experience

The screenshot displays the Parallels Plesk Panel interface. At the top, it shows the user is logged in as 'Admin' and the subscription is 'admin.plesk10-std.demo.parallels.com'. The navigation menu includes Home, Users, Mail, Websites & Domains, Applications, Statistics, and Account.

Statistics on Resource Usage
View detailed reports on disk space and traffic usage by services and by months.
Disk space: 1.41 MB used of 10.0 GB
Traffic: 0 B/month used of 100 GB/month

SiteBuilder
Build instant websites from business and personal templates with intuitive SiteBuilder editor.
• [Launch SiteBuilder](#)

Websites & Domains
Add domain names and set up websites. Manage website content and view statistics on how people visit your websites.
admin.plesk10-std.demo.parallels.com
• [Create Website](#) • [File Manager](#)
• [Secure Your Site with SSL Certificate](#) • [Statistics](#)

Mail
Create e-mail addresses and mailing lists. Set up mail forwarding, e-mail aliases, auto-replies, and protection from spam and viruses.
• [E-mail Addresses](#) • [Create E-mail Address](#)

Users
Create and manage user accounts and user roles. Assign

Applications
Install apps on your websites. Assign administrative privileges to selected users.
There are no installed applications.
• [Install Applications](#)

Featured Applications
Try out these most recommended applications.

- Interspire Email Marketer**: The most powerful email marketing software you'll find anywhere.
- Interspire Knowledge Manager**: Reduce customer support, share articles, news, and documents.
- Persony Web Conferencing**: Persony Web Conferencing is a cross-platform and feature-rich web and video conferencing solution.
- PinnacleCart**: Pinnacle Cart is a featured packed, PHP shopping cart and web site builder application.
- WordPress**: WordPress is a state-of-the-art semantic personal publishing platform with a focus on aesthetics, web standards, and usability.

Solution: Manage Websites, Build them, Go Mobile...

The screenshot shows the Parallels Plesk Panel interface. At the top, it says 'Parallels Plesk Panel' and 'Logged in as Admin'. The 'Websites & Domains' tab is selected. Below the navigation bar, there's a section titled 'Websites & Domains' with a descriptive paragraph. It features several tool cards: 'Launch SiteBuilder', 'Mobile Websites', 'Applications', 'File Manager', 'Web Statistics', 'FTP Access', 'DNS Settings', 'SSL Certificates', and 'Web Hosting Settings'. A 'Show Advanced Operations' link is present. Below this is a paragraph explaining what a website is. At the bottom, there's a toolbar with actions like 'Add New Domain', 'Add New Subdomain', 'Register Domain Names', 'Manage Domain Names', and 'Remove'. A table lists the domains, with one entry for 'admin.plesk10-std.demo.parallels.com' showing its hosting details and various management icons.

Parallels Plesk Panel

Logged in as **Admin**
Subscription: admin.plesk10-std.demo.parallels.com

Home Users Mail **Websites & Domains** Applications Statistics Account

Websites & Domains

This is where you set up and manage websites. If you have several subscriptions associated with your account, then you can switch from one subscription to another by selecting the required subscription at the top of the screen.

- Launch SiteBuilder**
Build instant websites from business and personal templates with intuitive SiteBuilder editor.
- Mobile Websites**
Create mobile versions for your websites, and edit their content.
- Applications**
Install and manage web apps on your websites. Forums, photo galleries, collaboration tools, and many more installed in several clicks.
- File Manager**
Upload new files and work with current files and directories of your websites.
- Web Statistics**
View the reports on how your websites are visited: See how many people visited a site and which webpages they viewed.
- FTP Access**
Set up access to files of your websites over FTP protocol.
- DNS Settings**
Manage DNS zones for your domain names.
- SSL Certificates**
Install an SSL certificate on a domain to secure data that your site visitors send to and receive from the site.
- Web Hosting Settings**
Manage the global hosting settings for all websites, and set up a password for access to the webspace for uploading files.

► [Show Advanced Operations](#)

A website is a collection of related web pages, images, videos, and other files that are accessible by a common domain name. Here is a list of your websites, from which you can change website hosting settings, open a website directory in file manager, view statistics on website visits, install an SSL certificate, view web server logs, and change DNS zone settings.

[Add New Domain](#) [Add New Subdomain](#) [Register Domain Names](#) [Manage Domain Names](#) [Remove](#)

1 items total Number of entries per page: [10](#) [25](#) [100](#) [All](#)

Domain ▲	Hosting	
<input type="checkbox"/> admin.plesk10-std.demo.parallels.com	Website at httpdocs	

1 items total Number of entries per page: [10](#) [25](#) [100](#) [All](#)

Solution: Easily Manage Account

Parallels Plesk Panel

Logged in as **Admin**
Subscription: [Help](#)

Home Users Mail Websites & Domains Applications Statistics **Account**

My Account

This is where you view detailed information about resource allotments, hosting options, and permissions for operations you may perform in the Panel according to your subscription terms.

My Profile

3 items total Number of entries per page: [10](#) [25](#) [100](#) [All](#)

Subscription ▲	Service plan	Setup date	
My Resources	—	—	
admin.plesk10-std.demo.parallels.com (?)	Default Domain	Sept 14, 2010	Switch to subscription
custom.account.info (?)	—	Sept 21, 2010	Switch to subscription

3 items total Number of entries per page: [10](#) [25](#) [100](#) [All](#)

Solution: And See your Resource Usage Statistics

Parallels Plesk Panel

Logged in as **Admin**
Subscription: admin.plesk10-std.demo.parallels.com

Home Users Mail Websites & Domains Applications **Statistics** Account

Statistics

This is where you view detailed reports on how resources provided with your subscription are used. If you are subscribed to several plans, you can view reports for each of your subscriptions by selecting the required subscription at the top right corner of the page.

Disk space used: **10.0 GB**

1.41 MB used 10.0 GB allowed

Usage by services

Web	444 KB	Mail	980 KB
Databases	8.00 KB	Other	12.0 KB

Data transferred this month: **100 GB/month**

0 B/month used 100 GB/month allowed

Usage by services

The data were not collected yet.

For additional information, see also:



[FTP Statistics](#)

View a detailed report on the amount of data transferred to and from your sites over FTP.



[Data Transfer Statistics](#)

View monthly reports on how traffic is used: by websites (HTTP, FTP) and mail (SMTP, POP3/IMAP)

More Complete: SiteBuilder Pre-Written Templates

The screenshot displays the Parallels Panel SiteBuilder interface. At the top left, the logo reads "Parallels Panel SiteBuilder". The main heading is "Select Your Website Topic". Below this, there are three steps: "1. Select a category", "2. Select a topic", and "3. Provide information for your site".

1. Select a category: A list of categories is shown on the left, including Services (8), Construction & Housing (11), Retail Businesses (4), Organizations (9), Entertainment & Leisure (3), Arts & Design Services (11), Health & Sport (3), Education Services (3), Fan & Hobby (7), Personal (5), and Other (1). "Construction & Housing (11)" is selected.

2. Select a topic: The "Construction & Housing" category is expanded, showing a description: "In this category you will find website templates for various construction and housing services. These can be construction companies, roofing or plumbing contractors, heating, ventilation and air conditioning service providers, electricians, decorators." Below the description are ten topic options, each with a radio button and an icon:

- Bricklayer and Tiler (brick icon)
- Carpenter/Framing Constructors (cabinet icon)
- Construction Company (workers icon)
- Home Decorator (color palette icon)
- Electrician Services (light bulbs icon)
- Glass and Glazing Contractor (glass pane icon)
- House Painter and Lacquerer (paintbrush icon)
- Heating, Ventilation and Air Conditioning (HVAC) Services (thermometer icon)
- Plumber (plumbing tools icon)
- General Residential Contractor (house icon)

3. Provide information for your site: At the bottom, there are input fields for "Site name" (containing "My website") and "Site language" (set to "English, United States"). A green "Create Site" button is located on the right.

More Complete: Instant Website Creation

The screenshot displays the Parallels Panel SiteBuilder interface. At the top, it says "Parallels Panel SiteBuilder" and "Select Your Website Topic". The interface is divided into three main sections: "1. Select a category", "2. Select a topic", and "3. Provide information for your site".

1. Select a category: A list of categories is shown on the left, including Services (8), Construction & Housing (11), Retail Businesses (4), Organizations (9), Entertainment & Leisure (3), Arts & Design Services (11), Health & Sport (3), Education Services (3), Fun & Hobby (7), Personal (5), and Other (1).

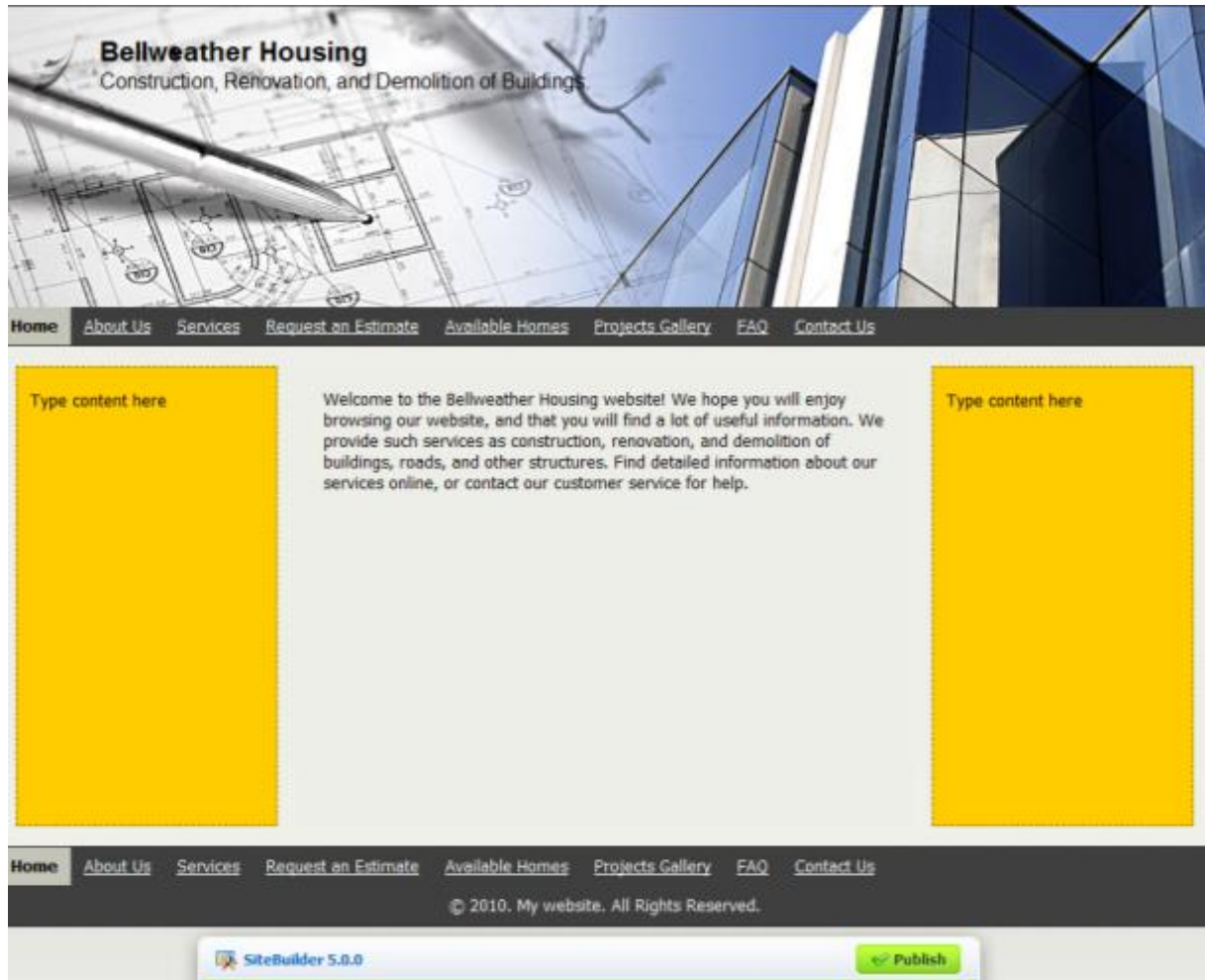
2. Select a topic: The "Construction & Housing" category is selected. A search bar is present with the text "Search a topic: Enter keywords for search.". A "Prefill Your Website" dialog box is overlaid in the center, containing the following information:

- Your name:** Jason Bell
- Company name:** Bellweather Housing
- Phone:** 206-444-8888
- E-mail:** bell@bellweather.com
- Address:** 60 Bell Street
- City:** Seattle, WA
- Country:** United States

A green "Submit and create site" button is located at the bottom of the dialog box. The background shows various topics under "Construction & Housing", such as Carpenter/Framing Constructions, Home Decorator, Glass and Glazing Contractor, Heating, Ventilation and Air Conditioning (HVAC) Services, Plumber, and General Residential Contractor.

3. Provide information for your site: At the bottom, there is a "Site name" field with "My website" entered, a "Site language" dropdown menu set to "English, United States", and a green "Create Site" button.

More Complete: Pre-Written Site is Generated



More Complete: Drag & Drop/Direct inline Editing



Solution: Optimized for VPS & Dedicated

VPS & Dedicated Experience Improvements

- Choice:
 - Small Business Panel
 - Plesk 10 Power User Mode (VPS Optimized)
- Both offer: Apps & SiteBuilding

Pre Plesk Panel 10 – Server Admins all the same....

The screenshot displays the Parallels Plesk Panel 10 administrator interface. At the top, the header shows the Parallels logo, the text "Parallels Plesk Panel", and user information: "Logged in as admin", "My account", and "Log out". A search bar is located on the left side of the header. The main content area is titled "Welcome, Administrator" and features a dashboard with various system metrics and navigation options.

System Metrics:

- Hostname: localhost.localdomain
- IP address: 10.53.129.102
- Disk space: 700.6 MB free of 1.0 GB
- Memory: 204.7 MB free of 512.0 MB
- Traffic: 0 B
- Plesk version: 9.0.0
- Operating system: Linux 2.6.9-023stab048.4
- CPU: AuthenticAMD, AMD Athlon(tm) 64 Processor 2600+
- Average load: 0.00; 0.00; 0.00

Navigation Menu (Left):

- Main Menu
 - Home
 - Resellers
 - Clients
 - Domains
 - Applications
 - Settings
 - System
 - Modules
 - Master
- Help & Support
 - Help Desk
 - Help
- © 1999-2008, Parallels. All rights reserved.

Main Dashboard Sections:

- Accounts:** Reseller Accounts, Reseller Account Templates, Client Accounts, Client Account Templates, Billing.
- Server:** Mail Server Settings, DNS Settings, Server Components, Services Management, Database Servers, Backup Manager, Scheduled Tasks, IP Addresses.
- Log & Statistics:** Action Log, Event Manager, Notifications, Resource Usage.
- Security:** Session Idle Time, Control Panel Access, Active Sessions.
- Account:** (Empty section)
- Domains:** Domains, Domain Templates, Virtual Host Template.
- Applications & Services:** Application Vault, Add Applications from AFS Catalog, Check for Updates, Tools from MyPlesk.Com, ColdFusion Settings, Sitebuilder Settings.
- Interface:** Control Panel Branding, Custom Buttons, Languages, Skins.
- Help & Support:** Support, License Management, Help, What's New, Updates.

- Desktop
- Users**
- Applications & Scripts
- Files

User Roles


- User Accounts
- User Roles**


Tools



Create User Role

User Roles

 Remove

 Show Search

4 items total

Number of entries per page: [10](#) [25](#) [100](#)

<input type="checkbox"/> Role name ▲	Users
<input type="checkbox"/> admin	1
<input type="checkbox"/> employee	1
<input type="checkbox"/> manager	1
<input type="checkbox"/> Office Manager	1

4 items total

Number of entries per page: [10](#) [25](#) [100](#)



Desktop

Users

Applications & Scripts

Files

User Role Details

Up Level

General

User role name *

Office Manager

Privileges

Manage users

Granted Denied

Manage roles

Granted Denied

Manage Web sites and domains

Granted Denied

Change server settings

Granted Denied

Install and manage applications

Granted Denied

Manage mail

Granted Denied

Update personal information

Granted Denied

Access to applications

PinnadeCart

Installed at <http://fufu.com/cart>

Granted Denied

* Required fields

OK

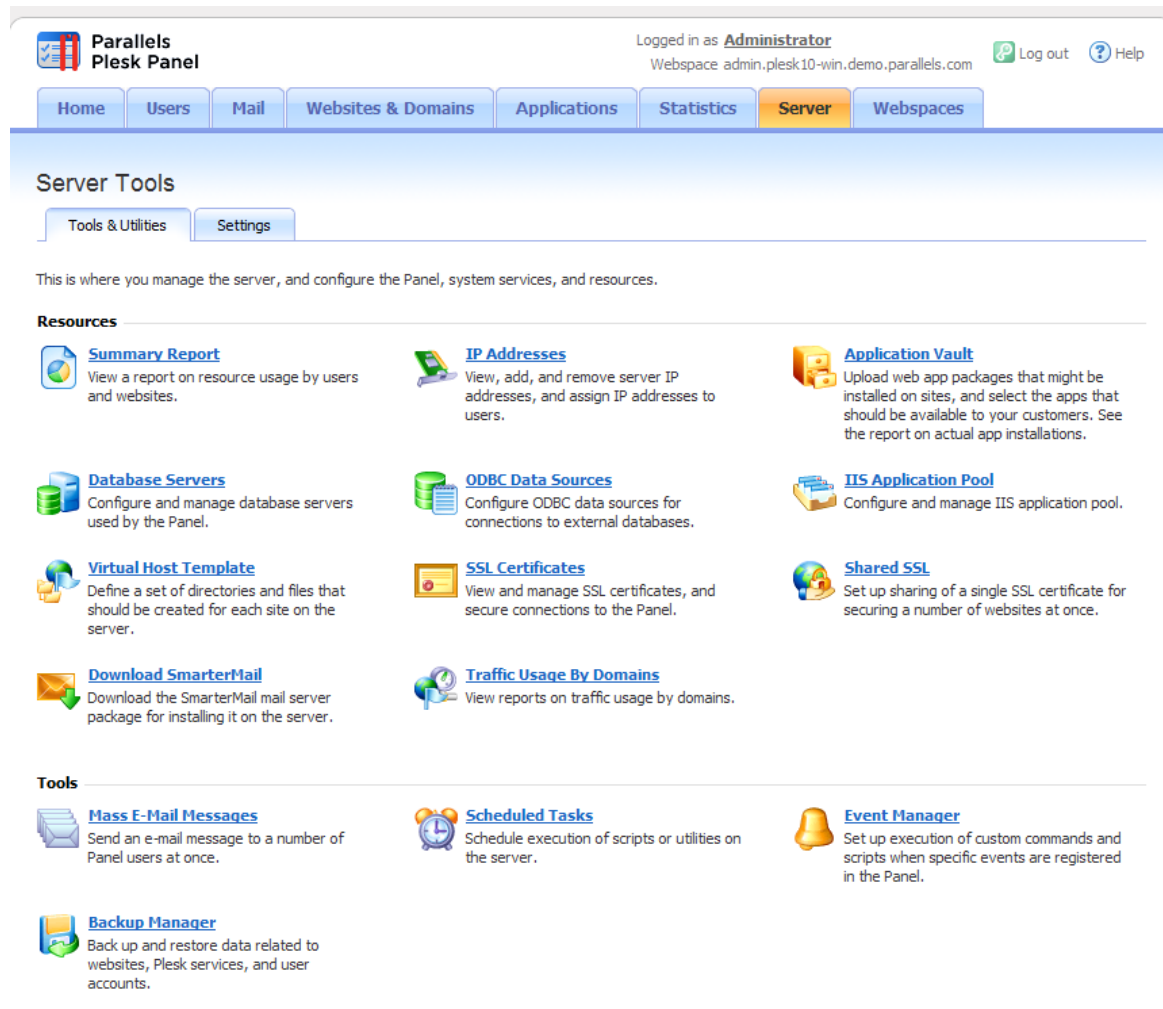
Cancel

Solution: Optimized for VPS/Dedicated power users

The screenshot displays the Parallels Plesk Panel interface. At the top, it shows the user is logged in as 'Administrator' for the workspace 'admin.plesk10-win.demo.parallels.com'. The navigation menu includes Home, Users, Mail, Websites & Domains, Applications, Statistics, Server, and Webspaces. The main content area is divided into several sections:

- Statistics on Resource Usage:** View detailed reports on disk space and traffic usage by services and by months. It shows a progress bar for disk space at 10.2 MB used of 10.0 GB and another for traffic at 1.09 KB/month used of 100 GB/month.
- Applications:** Install apps on your websites. Assign administrative privileges to selected users. Includes links for 'Manage Installed Applications' and 'Install Applications'.
- Featured Applications:** Try out these most recommended applications. It lists:
 - Interspire Email Marketer:** The most powerful email marketing software you'll find anywhere.
 - Interspire Knowledge Manager:** Reduce customer support, share articles, news, and documents.
 - Persony Web Conferencing:** Persony Web Conferencing is a cross-platform and feature-rich web and video conferencing solution.
 - PinnacleCart:** Pinnacle Cart is a featured packed, PHP shopping cart and web site builder application.
- SiteBuilder:** Build instant websites from business and personal templates with intuitive SiteBuilder editor. Includes a 'Launch SiteBuilder' link.
- Websites & Domains:** Add domain names and set up websites. Manage website content and view statistics on how people visit your websites. For 'admin.plesk10-win.demo.parallels.com', it offers links for 'Create Website', 'File Manager', 'Secure Your Site with SSL Certificate', and 'Statistics'.
- Mail:** Create e-mail addresses and mailing lists. Set up mail forwarding, e-mail aliases, auto-replies, and protection from spam and viruses. Includes links for 'E-mail Addresses', 'Create E-mail Address', 'Mailing Lists', and 'Create Mailing List'.
- Users:** Create and manage user accounts and user roles. Assign

Solution: Power User control over VPS or Server



The screenshot displays the Parallels Plesk Panel interface. At the top, it shows the user is logged in as 'Administrator' on the website 'admin.plesk10-win.demo.parallels.com'. The navigation menu includes 'Home', 'Users', 'Mail', 'Websites & Domains', 'Applications', 'Statistics', 'Server' (highlighted), and 'Webspaces'. Below the navigation, the 'Server Tools' section is active, with sub-tabs for 'Tools & Utilities' and 'Settings'. A brief introduction states: 'This is where you manage the server, and configure the Panel, system services, and resources.' The interface is divided into 'Resources' and 'Tools' sections. The 'Resources' section includes: 'Summary Report' (resource usage), 'IP Addresses' (manage IP addresses), 'Application Vault' (upload web app packages), 'Database Servers' (configure database servers), 'ODBC Data Sources' (configure ODBC connections), 'IIS Application Pool' (configure IIS application pool), 'Virtual Host Template' (define directories/files), 'SSL Certificates' (manage SSL certificates), and 'Shared SSL' (share SSL certificates). The 'Tools' section includes: 'Download SmarterMail' (mail server package), 'Traffic Usage By Domains' (traffic reports), 'Mass E-Mail Messages' (send messages to users), 'Scheduled Tasks' (schedule scripts/utilities), 'Event Manager' (set up custom commands), and 'Backup Manager' (back up/restore data).

Solution: Control over Webspaces (allotments)

The screenshot shows the Parallels Plesk Panel interface. At the top, it says "Parallels Plesk Panel" and "Logged in as Administrator". The user is currently viewing the "Webspaces" section, which is highlighted in the navigation menu. Below the navigation menu, there is a header for "Webspaces" and a brief description: "This is where you view detailed information about resource allotments, hosting options, and permissions for operations you may perform in the Panel according to your subscription terms." Below this, there are two buttons: "Add new webspace" and "Remove". A summary line indicates "2 items total" and "Number of entries per page: 10 25 100 All". The main content area contains a table with two columns: "Webspace" and "Setup date". The table has two rows: one for "My Resources" and one for "admin.plesk10-win.demo.parallels.com (?)". The "admin.plesk10-win.demo.parallels.com (?)" row has a "Switch to webspace" button next to it. Below the table, it again shows "2 items total" and "Number of entries per page: 10 25 100 All".

Parallels Plesk Panel

Logged in as **Administrator**
Workspace admin.plesk10-win.demo.parallels.com Log out Help

Home Users Mail Websites & Domains Applications Statistics Server **Webspaces**

Webspaces

This is where you view detailed information about resource allotments, hosting options, and permissions for operations you may perform in the Panel according to your subscription terms.

Add new webspace Remove

2 items total Number of entries per page: [10](#) [25](#) [100](#) [All](#)

<input type="checkbox"/> Webspace ▲	Setup date	
<input type="checkbox"/> My Resources	—	
<input type="checkbox"/> admin.plesk10-win.demo.parallels.com (?)	Sept 7, 2010	Switch to webspace

2 items total Number of entries per page: [10](#) [25](#) [100](#) [All](#)

Solution: Reseller Offering

Reseller Experience Improvements

- Easily sell by Server
- Windows & Linux are the Same
- Profit from Applications Sales

Reseller Experience before Plesk Panel 10...

Parallels Plesk Panel

Logged in as reseller | My account | Log out | Discover Parallels Virtualized Containers

Search

Clients

Main Menu

- Home
- Clients
- Domains
- Applications

Welcome, Reseller

★ Favorites | 📄 Visited Pages

Clients	0	view create stats
Domains	1	view create stats

Disk space: 203.0 GB free of 203.0 GB

Traffic: 2.0 TB free of 2.0 TB

Clients

- Client Accounts
- Client Account Templates

Domains

- Domains
- Domain Templates
- Virtual Host Template

Mail

- Mail Accounts
- Create Mail Account
- Create Redirect
- Create Autoresponder
- Mailing Lists
- Virus Protection
- Spam Filtering
- Open Webmail

Web Site

- Edit in Sitebuilder
- Web Hosting Settings
- Subdomains
- Domain Aliases
- Frontpage Webadmin
- Frontpage SSL Webadmin
- Web Users
- Site Preview

Files

- File Manager
- Anonymous FTP
- SSH Terminal
- Password Protected Directories
- Backup Manager

Applications & Services

- Web Applications
- Tools from MyPlesk.Com
- Databases
- Java Applications
- Register Domain

Statistics

- Web Statistics
- Resource Usage
- Traffic Usage
- Log Manager

Additional Tools

- IP Addresses
- Scheduled Tasks
- SSL Certificates
- Active Sessions
- Bandwidth Limiting
- Custom Buttons

Account

- Personal Data
- Change Password
- Interface Preferences
- Control Panel
- Permissions

Help & Support
Help Desk
Help

© 1999-2008, Parallels
All rights reserved

Solution: Optimized Reseller Experience

The screenshot displays the Parallels Plesk Panel interface. The left sidebar contains navigation options: Home, Hosting Services (Customers, Domains, Subscriptions, Service Plans, Tools & Utilities), and My Profile (Profile, Change Password, Interface Preferences). The main content area is titled 'Home' and features an 'Overview' section. This section provides key statistics: Setup date (Sept 23, 2010), Service plan (Default Reseller), Disk space (0 B used of Unlimited), and Traffic (0 B/month used of Unlimited). Below these are links for 'View detailed resource usage' and 'My resources and permissions overview'. A summary table at the bottom lists: Customers (0 total, 0 overusing), All subscriptions (0 total, 0 overusing), My own subscriptions (0 total, 0 overusing), and Service plans (2 total, 0 overusing).

Category	Total	Overusing
Customers	0	0
All subscriptions	0	0
My own subscriptions	0	0
Service plans	2	0

Parallels Plesk 10 changes the Control Panel game...

- Solutions: Optimized - for End Customers & Web Hosts
 - **And Admins too:** Caching server support, Health monitoring, Apache config
- More Complete - More than just a Control Panel
 - Unlimited has SiteBuilder 100 and Customer & Business Manager 1000
- More Complete - Add-On Sales make more Money
 - First step toward “Richer Services” – such as Hosted Exchange, etc.

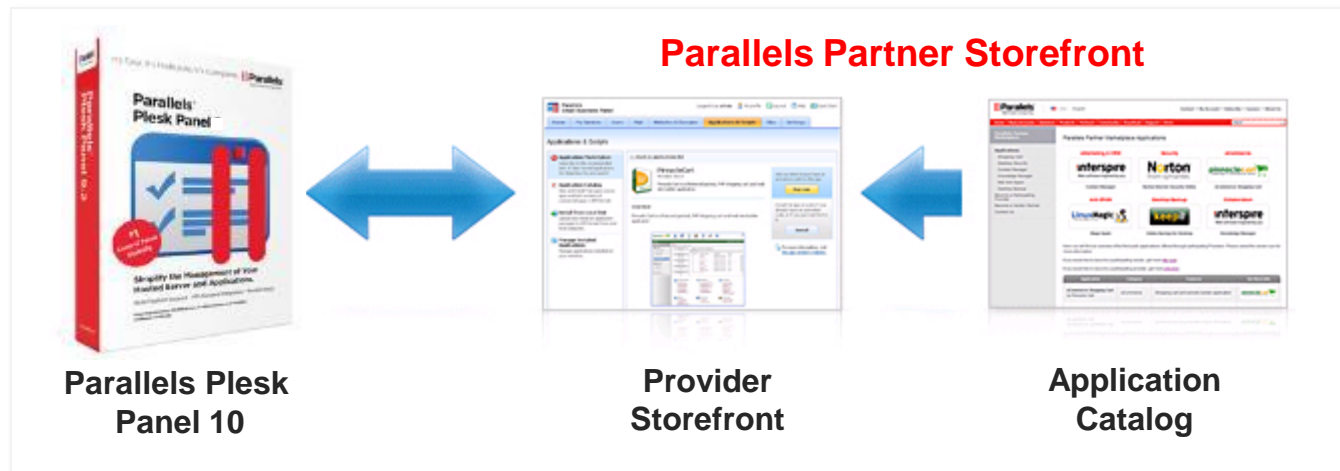
Plesk 10 is Best for Applications



Parallels® Partner Storefront

New to
Parallels Panel 10

More Complete & Solution: Parallels® Partner Storefront is a key component of Parallels Plesk Panel 10. The Storefront enables cloud service providers to quickly and easily monetize their customers through the sale of commercial applications. Partners can offer their Panel customers a wide variety of applications, without development effort, by partnering with Parallels in a revenue-share business model.



Parallels Partner Storefront - Activation



Activation is simple and operation is turnkey






Activating Your Storefront is Simple as 1 2 3

1. You Select from a growing list of Small Business Applications
2. You tell us your selections and send us your Logo
3. We Activate Your Storefront

Applications you can include in Your Storefront

- **Anti-Spam** - with MagicSpam by LinuxMagic
- **Anti-Virus** - Plesk Premium Anti-Virus
- **Anti-Virus** – with Kaspersky
- **Desktop Security** - with Norton™ Internet Security
- **eCommerce** - with Shopping Cart by Pinnacle Cart
- **Email Marketer/Contact Manager** - by Interspire
- **Knowledge Manager** - by Interspire
- **Desktop Online Backup** - by Keepit.com
- **Mobile Web** - with UNITY Mobile
- **Web/Video Conferencing** - by Persony
- **IT Help Desk** - by Global Mentoring
- **SSL Certificates** – with GeoTrust
- **SSL Certificates** – with Comodo
- **Domains** – with Tucows/OpenSRS

Parallels Partner Storefront - Products and Services

Parallels Premium Antivirus by Parallels	Infrastructure	This product provides high reliability, 24x7 monitoring with multiple updates per hour during an outbreak, fast performance, and a sophisticated heuristic virus-analyzer engine.	
Antivirus by Kaspersky	Infrastructure	This product combines traditional anti-virus with the latest technologies to protect against malicious programs, viruses, spyware, Trojans, Worms and keyloggers.	
UNITY Mobile By Unity Mobile	Mobile Web	Provides everything needed to create, publish, manage and monetize static mobile websites. Now ANY size company can have world class mobility with minimal time, effort and cost.	
OpenSRS By Tucows	Domain Registration	One of the largest wholesale domain name registrars in the world and the third largest domain name registrar. More than 10,000 OpenSRS Resellers in 100 countries have sold over 10 million domains.	
PCI Validation By Trustwave	PCI	PCI Validation Program featuring: TrustKeeper SAQ , TrustKeeper External Scanning (up to 10 IP's) and TrustKeeper Agent	

Parallels Plesk Panel Family

Parallels Plesk Panel 10 & Small Business Panel

- Solutions
- More Complete

Not only control panels anymore